




Concerts and attendance of publicly financed orchestras

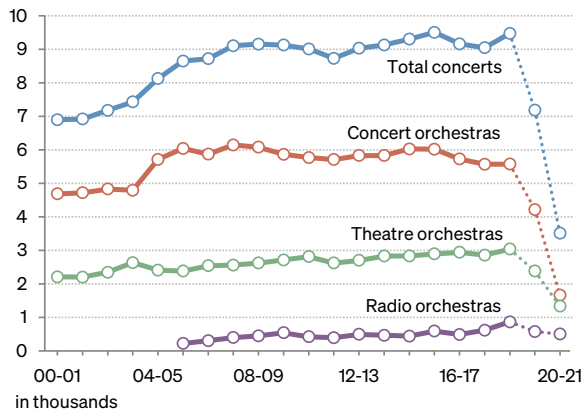
Source: German Theatre and Orchestra Association (Deutscher Bühnenverein)

Data: Seasons 2000-01 to 2020-21

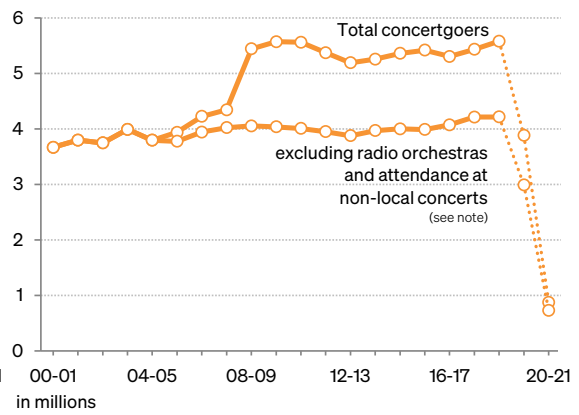
 <https://miz.org/en/statistics/concerts-and-attendance-of-publicly-financed-orchestras>

Statistics

Number of concerts



Attendance



Season	Concerts						Concertgoers	
	Total	Concert orchestras ²			Theatre orchestras ³	Radio orchestras ⁴	Total ⁵	excluding radio orchestras and non-local concerts
		Total	Local	Non-local				
2000-01	6,899	4,686	2,961	1,725	2,213	-	3,666,142	3,666,142
2001-02	6,922	4,718	3,121	1,597	2,204	-	3,797,022	3,797,022
2002-03	7,179	4,833	3,255	1,578	2,346	-	3,747,268	3,747,268
2003-04	7,432	4,795	3,172	1,623	2,637	-	3,990,782	3,990,782
2004-05	8,127	5,717	4,047	1,670	2,410	-	3,795,471	3,795,471
2005-06	8,653	6,043	4,202	1,841	2,385	225	3,938,051	3,774,301
2006-07	8,722	5,871	3,995	1,876	2,543	308	4,224,235	3,941,835
2007-08	9,110	6,148	4,308	1,840	2,563	399	4,342,695	4,020,745
2008-09	9,157	6,079	4,288	1,791	2,625	453	5,440,889	4,053,629
2009-10	9,128	5,870	4,109	1,761	2,715	543	5,569,650	4,036,242
2010-11	9,013	5,774	4,133	1,641	2,817	422	5,559,783	4,007,813
2011-12	8,732	5,712	4,073	1,639	2,625	395	5,372,546	3,948,294
2012-13	9,032	5,834	4,197	1,637	2,704	494	5,190,847	3,875,833
2013-14	9,132	5,832	4,277	1,555	2,832	468	5,254,394	3,969,663
2014-15	9,306	6,029	4,179	1,850	2,834	443	5,359,869	4,000,668
2015-16	9,510	6,020	4,223	1,797	2,897	593	5,416,496	3,988,859
2016-17	9,165	5,727	3,958	1,769	2,945	493	5,303,333	4,072,549
2017-18	9,049	5,570	3,864	1,706	2,861	618	5,431,828	4,212,143
2018-19	9,478	5,574	3,822	1,752	3,038	866	5,579,428	4,214,284
2019-20 ¹	7,183	4,218	3,057	1,161	2,384	581	3,885,230	2,990,270
2020-21 ¹	3,510	1,669	1,363	306	1,337	504	874,131	727,276

NOTE

The theatre statistics are based on a written survey of publicly financed theatres and orchestras regarding their business operations (venues, range of events, attendance figures, staff, financing). As a consequence of the COVID-19 pandemic, the data for the 2019-20 and 2020-21 seasons are not comparable and therefore do not provide any information on the general development of the orchestras. Instead, the concert and attendance figures for these seasons are compared with the development up to 2018-19 in order to illustrate the extent of the pandemic impact. The figures in the time line are not always comparable with each other, for some venues could not be used owing to construction work and/or the collected data is incomplete owing to lack of responses, especially in the earlier years and during the pandemic. Moreover, the radio ensembles were included only as of the 2005-06 season, and then only sporadically at first. Further, the attendance figures also include non-local events of concert orchestras as of the 2008-09 season, which partly explains the increase in attendance.

FOOTNOTES

- ¹ The season data illustrate the extent of corona protection measures on concert operations. Since March 2020, these have repeatedly led to restrictions on concert operations or the closure of venues.
- ² As defined by the German Theatre and Orchestra Association (concert orchestras and theatre orchestras with a separate budget).
- ³ As defined by the German Theatre and Orchestra Association (orchestras integrated in theatres and lacking a separate budget). Only local concerts in the orchestra's own premises are listed.
- ⁴ Including some non-local concerts. The overall increase in events and attendance from the 2005-06 season on is partly explained by the fact that radio orchestras were included for the first time. See above note.
- ⁵ Concert orchestras are included with attendance at non-local events as of the 2008-09 season. Attendance at non-local events is also included in some cases for the radio orchestras.

SOURCE INFORMATION

Compiled and calculated by the German Music Information Centre from the various issues of *Theaterstatistik*, published annually by the German Theatre and Orchestra Association (Deutscher Bühnenverein).

Do you have questions or are you
looking for something specific?

miz.org/en/musical-life/statistics
info@miz.org

THE MIZ IS A FACILITY OF

 **DEUTSCHER
MUSIKRAT**

Deutscher Musikrat gGmbH
Deutsches Musikinformationszentrum (miz)
Weberstraße 59, 53113 Bonn, Germany
+49 (0)228 2091-180
info@miz.org
www.miz.org

Managing Director Deutscher Musikrat gGmbH:
Stefan Piendl
Director German Music Information Centre:
Stephan Schulmeister