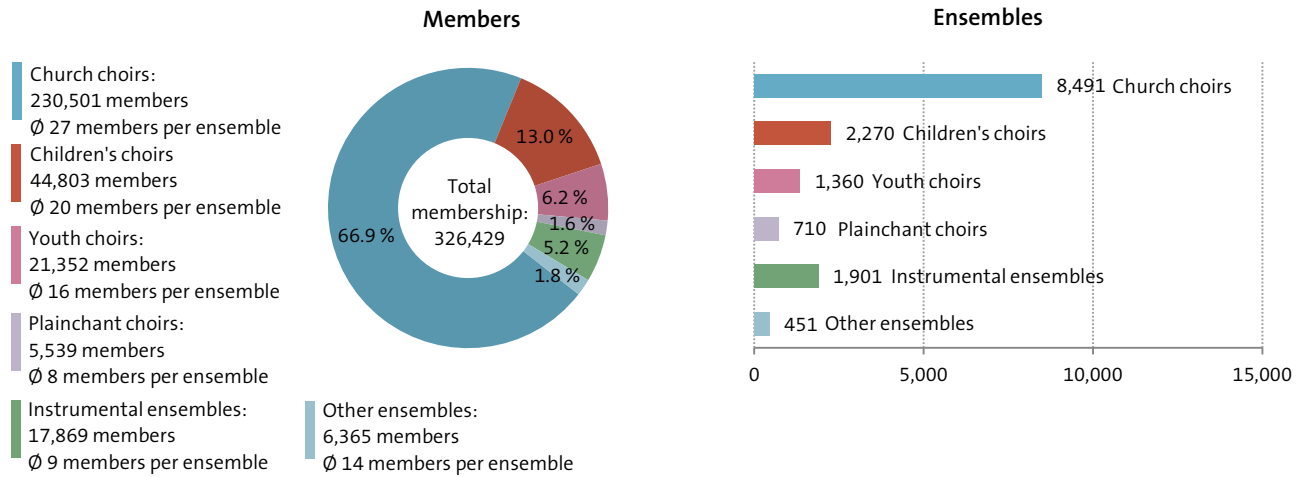
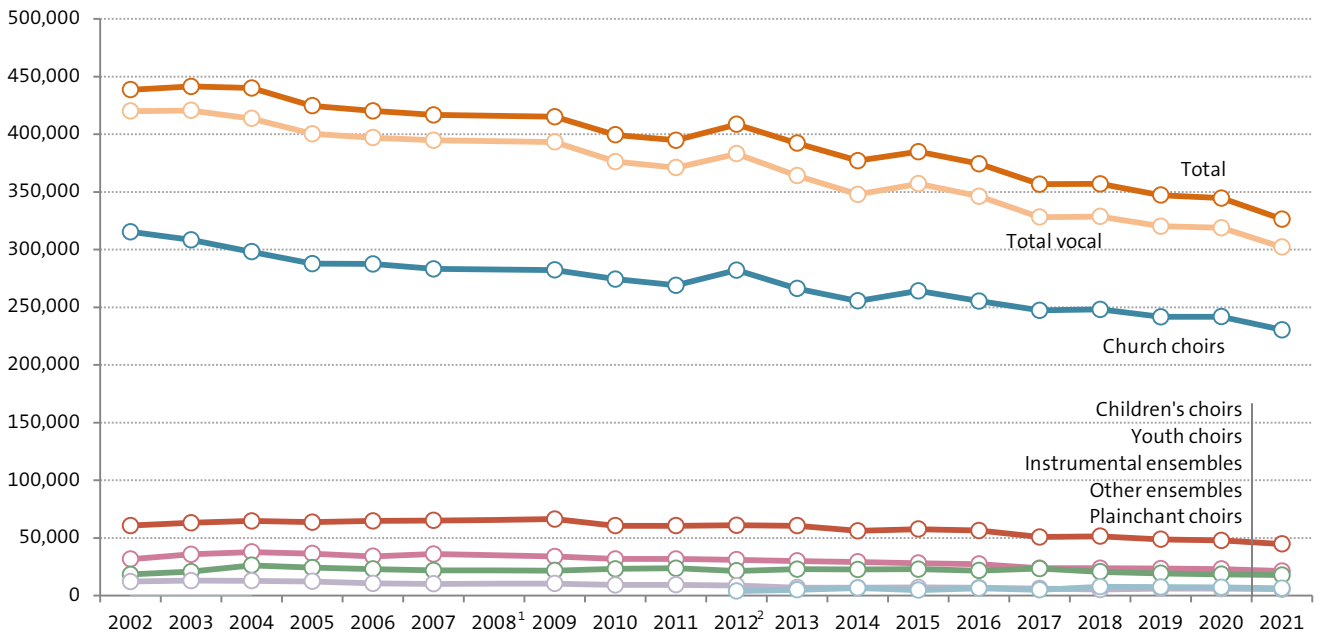


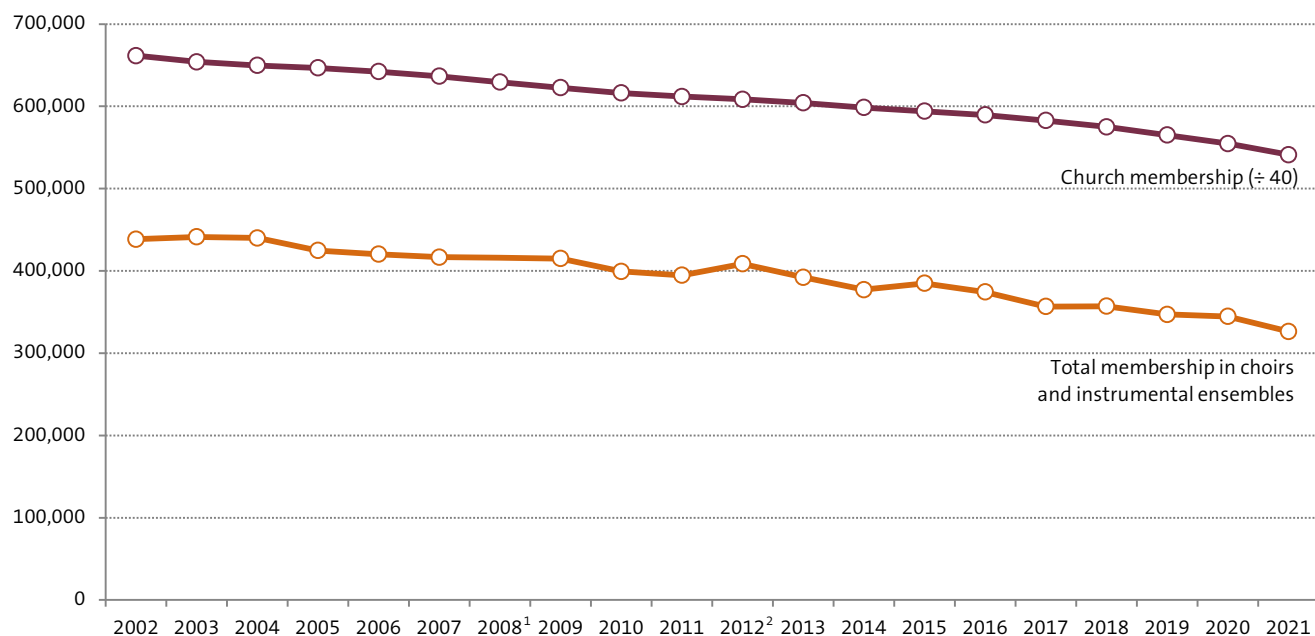
» **Choirs and instrumental ensembles in the Catholic Church**

**Choirs and instrumental ensembles (2021)**



**Number of members by type of ensemble over time**



**» Choirs and instrumental ensembles in the Catholic Church**
**Comparison of church membership and ensemble membership in the Catholic Church over time**


		Church choirs	Children's choirs	Youth choirs	Plainchant choirs	Instrumental ensembles	Other ensembles <sup>3</sup>	Total	Church membership (in thousands)
2002	Ensembles	9,910	2,989	1,767	1,179	1,832	-	17,677	26,466
	Members	315,454	60,750	31,681	12,235	18,451	-	438,571	
	Members per ensemble	32	20	18	10	10	-	25	
2003	Ensembles	9,645	3,038	1,985	1,292	2,386	-	18,346	26,165
	Members	308,473	63,176	35,851	13,060	20,843	-	441,403	
	Members per ensemble	32	21	18	10	9	-	24	
2004	Ensembles	9,688	3,198	2,134	1,353	2,666	-	19,039	25,986
	Members	298,126	64,806	37,907	12,880	26,305	-	440,024	
	Members per ensemble	31	20	18	10	10	-	23	
2005	Ensembles	9,730	3,165	2,022	1,341	2,623	-	18,881	25,870
	Members	287,778	63,706	36,564	12,372	24,287	-	424,707	
	Members per ensemble	30	20	18	9	9	-	22	
2006	Ensembles	9,589	3,042	1,950	1,353	2,490	-	18,424	25,685
	Members	287,576	64,841	34,076	10,609	23,126	-	420,228	
	Members per ensemble	30	21	17	8	9	-	23	
2007	Ensembles	9,351	3,121	1,970	1,324	2,357	-	18,123	25,461
	Members	283,213	65,190	36,093	10,292	21,965	-	416,753	
	Members per ensemble	30	21	18	8	9	-	23	
2009	Ensembles	9,482	2,979	1,929	1,350	2,397	-	18,137	24,909
	Members	282,369	66,371	34,028	10,544	21,761	-	415,073	
	Members per ensemble	30	22	18	8	9	-	23	

**» Choirs and instrumental ensembles in the Catholic Church**

		Church choirs	Children's choirs	Youth choirs	Plainchant choirs	Instru-mental ensembles	Other ensembles <sup>3</sup>	Total	Church mem-ber-ship (in thousands)
2010	Ensembles	9,276	2,842	1,835	1,182	2,390	-	17,525	24,651
	Members	274,451	60,665	31,772	9,350	23,204	-	399,442	
	Members per ensemble	30	21	17	8	10	-	23	
2011	Ensembles	9,454	2,834	1,836	1,201	2,421	-	17,746	24,475
	Members	269,107	60,663	31,846	9,393	23,721	-	394,730	
	Members per ensemble	28	21	17	8	10	-	22	
2012 <sup>2</sup>	Ensembles	9,474	2,873	1,810	1,742	2,273	273	18,445	24,340
	Members	282,220	60,990	31,181	8,773	21,528	3,879	408,571	
	Members per ensemble	30	21	17	5	9	14	22	
2013	Ensembles	9,218	2,825	1,830	1,748	2,390	386	18,397	24,171
	Members	266,249	60,661	30,101	7,071	23,018	5,137	392,237	
	Members per ensemble	29	21	16	4	10	13	21	
2014	Ensembles	8,967	2,801	1,783	959	2,438	431	17,379	23,939
	Members	255,480	56,155	29,338	6,847	22,679	6,618	377,117	
	Members per ensemble	28	20	16	7	9	15	22	
2015	Ensembles	9,240	2,848	1,748	928	2,426	417	17,607	23,762
	Members	264,174	57,684	28,153	7,100	22,991	4,740	384,842	
	Members per ensemble	29	20	16	8	9	11	22	
2016	Ensembles	9,073	2,646	1,696	888	2,244	485	17,032	23,582
	Members	255,397	56,521	27,440	6,870	21,747	6,352	374,327	
	Members per ensemble	28	21	16	8	10	13	22	
2017	Ensembles	8,772	2,459	1,476	825	2,275	518	16,325	23,311
	Members	247,350	50,810	23,779	6,167	23,478	5,076	356,660	
	Members per ensemble	28	21	16	7	10	10	22	
2018	Ensembles	8,753	2,487	1,492	822	2,097	581	16,232	23,002
	Members	248,133	51,539	23,731	5,327	20,652	7,642	357,024	
	Members per ensemble	28	21	16	6	10	13	22	
2019	Ensembles	8,560	2,443	1,483	824	2,034	518	15,923	22,600
	Members	241,742	48,812	23,445	6,216	19,325	7,600	347,140	
	Members per ensemble	28	20	16	8	10	15	22	
2020	Ensembles	8,592	2,417	1,465	813	1,886	498	15,671	22,193
	Members	241,821	47,854	23,122	6,134	18,596	7,105	344,632	
	Members per ensemble	28	20	16	8	10	14	22	
2021	Ensembles	8,491	2,270	1,360	710	1,901	451	15,183	21,646
	Members	230,501	44,803	21,352	5,539	17,869	6,365	326,429	
	Members per ensemble	27	20	16	8	9	14	21	

» Choirs and instrumental ensembles in the Catholic Church

Note: The figures given above are taken from an annual survey conducted by the Working Committee of the Administrative Bodies and Departments for Church Music in Germany's Dioceses (AGÄR). It includes all features of relevance to church music, from amateur members and ensembles to the employment of full-time and part-time church musicians.

<sup>1</sup>AGÄR did not collect any data for the year 2008.

<sup>2</sup>Due to the introduction of Internet-based recording software into the survey procedure, the data provided for 2012 is incomplete. The figures presented for 2012 are therefore based on an estimate by AGÄR.

<sup>3</sup>E.g. family choirs, worship or Effata groups.

Source: Compiled and calculated by the German Music Information Centre from figures provided by the Working Committee of the Administrative Bodies and Departments for Church Music in Germany's Dioceses and the Secretariat of the German Bishops' Conference.