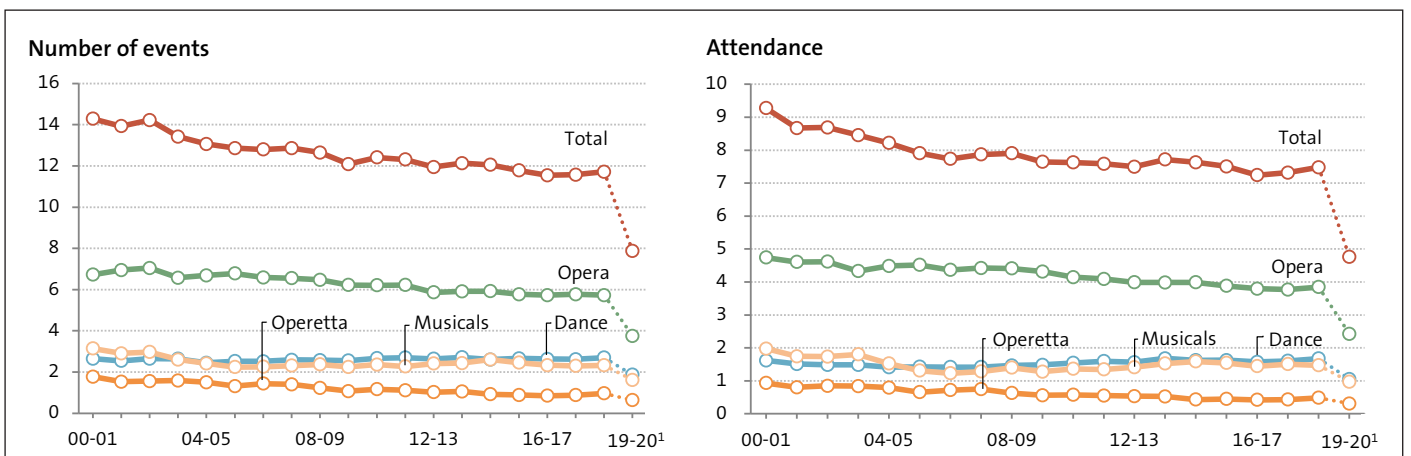
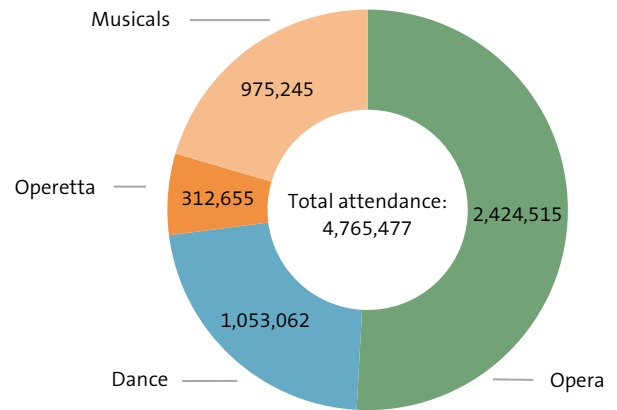
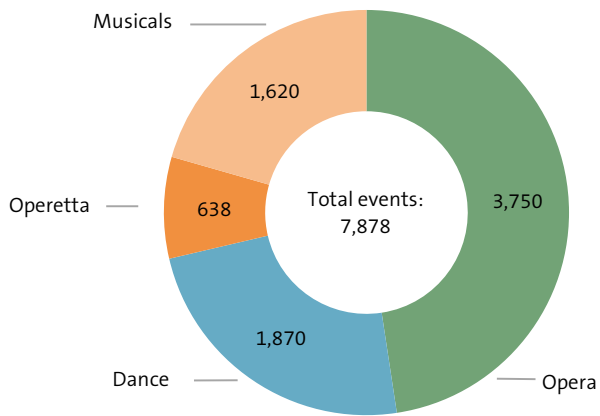


» Events and attendance at publicly financed music theatres

Events and attendance in the 2019-20 season



**» Events and attendance at publicly financed music theatres**

Season	Productions <sup>2</sup> mounted in own theatre					New productions	
	Total	Opera	Dance	Operetta	Musicals	Opera, Operetta, Musicals	Dance
2000-01	14,291	6,725	2,648	1,775	3,143	628	173
2001-02	13,929	6,946	2,539	1,534	2,910	641	193
2002-03	14,223	7,045	2,650	1,557	2,971	677	190
2003-04	13,419	6,575	2,644	1,591	2,609	663	194
2004-05	13,061	6,689	2,452	1,500	2,420	642	168
2005-06	12,862	6,780	2,526	1,317	2,239	645	185
2006-07	12,801	6,591	2,518	1,440	2,252	630	212
2007-08	12,865	6,552	2,594	1,406	2,313	625	202
2008-09	12,649	6,473	2,575	1,232	2,369	616	197
2009-10	12,091	6,221	2,553	1,070	2,247	664	202
2010-11	12,413	6,209	2,673	1,169	2,362	691	232
2011-12	12,310	6,221	2,701	1,115	2,273	708	239
2012-13	11,944	5,865	2,645	1,023	2,411	694	253
2013-14	12,130	5,918	2,715	1,061	2,436	642	250
2014-15	12,057	5,922	2,605	925	2,605	644	247
2015-16	11,780	5,774	2,662	886	2,458	643	269
2016-17	11,546	5,728	2,636	851	2,331	642	231
2017-18	11,574	5,773	2,623	878	2,300	647	246
2018-19	11,717	5,731	2,697	963	2,326	670	243
2019-20 <sup>1</sup>	7,878	3,750	1,870	638	1,620	490	191



**» Events and attendance at publicly financed music theatres**

Season	Attendance at own and visiting productions <sup>2</sup>				
	Total	Opera	Dance	Operetta	Musicals
2000-01	9,273,244	4,743,882	1,618,775	933,154	1,977,433
2001-02	8,671,661	4,608,253	1,510,834	805,631	1,746,943
2002-03	8,686,580	4,617,695	1,483,295	848,621	1,736,969
2003-04	8,457,480	4,330,387	1,483,348	838,737	1,805,008
2004-05	8,219,598	4,484,339	1,412,989	796,493	1,525,777
2005-06	7,908,288	4,519,447	1,424,562	654,036	1,310,243
2006-07	7,733,728	4,363,561	1,417,864	720,755	1,231,548
2007-08	7,868,529	4,421,802	1,415,864	749,379	1,281,484
2008-09	7,904,103	4,407,987	1,467,224	631,038	1,397,854
2009-10	7,643,282	4,316,526	1,484,238	562,755	1,279,763
2010-11	7,628,768	4,144,986	1,544,417	573,378	1,365,987
2011-12	7,585,855	4,092,390	1,595,863	551,950	1,345,652
2012-13	7,498,973	3,987,552	1,565,168	534,187	1,412,066
2013-14	7,715,985	3,985,642	1,680,573	526,772	1,522,998
2014-15	7,629,209	3,989,018	1,621,951	431,454	1,586,786
2015-16	7,506,897	3,882,479	1,630,303	451,734	1,542,381
2016-17	7,241,973	3,797,294	1,576,134	422,679	1,445,866
2017-18	7,318,511	3,767,861	1,608,033	433,162	1,509,455
2018-19	7,479,311	3,844,789	1,676,239	486,543	1,471,740
2019-20 <sup>1</sup>	4,765,477	2,424,515	1,053,062	312,655	975,245

Note: The theatre statistics are drawn from a complete survey based on written questionnaires submitted to publicly financed theatres and orchestras regarding their business operations (venues, range of events, attendance figures, staff, financing). As a consequence of the COVID-19 pandemic, the data for the 2019-20 season are not comparable and therefore do not provide any information on the general development of music theatre. Instead, the concert and attendance figures for this season are compared with the development up to 2018-19 in order to illustrate the extent of the pandemic impact. Moreover, the figures in the time line up to 2018-19 are not always comparable with each other, for some venues could not be used owing to construction work and/or the collected data is incomplete owing to lack of responses, especially in the earlier years.

<sup>1</sup> From March 2020 on, all venues were closed for several months due to the nationwide pandemic lockdown. In summer 2020, state-specific corona protection measures continued to lead to restrictions on theatre operations.

<sup>2</sup> Excluding concert events. For concerts and attendance of independent orchestras with theatre duties see 'Concerts and attendance of publicly financed orchestras'.

Source: Compiled and calculated by the German Music Information Centre from the various issues of Theaterstatistik, published annually by the German Theatre and Orchestra Association (Deutscher Bühnenverein).