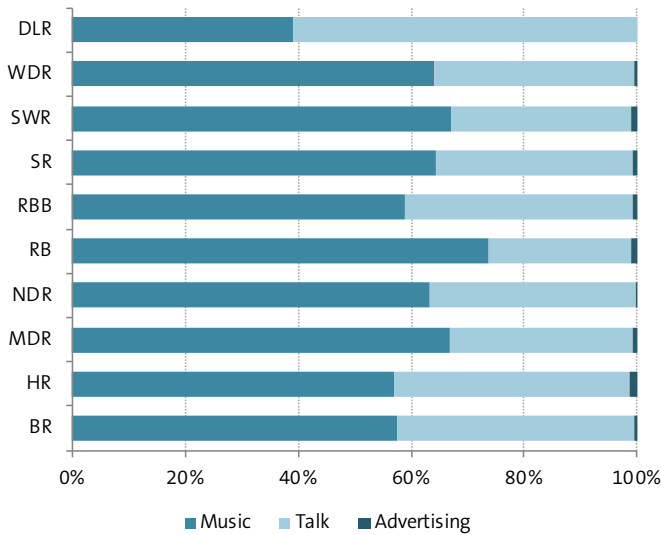
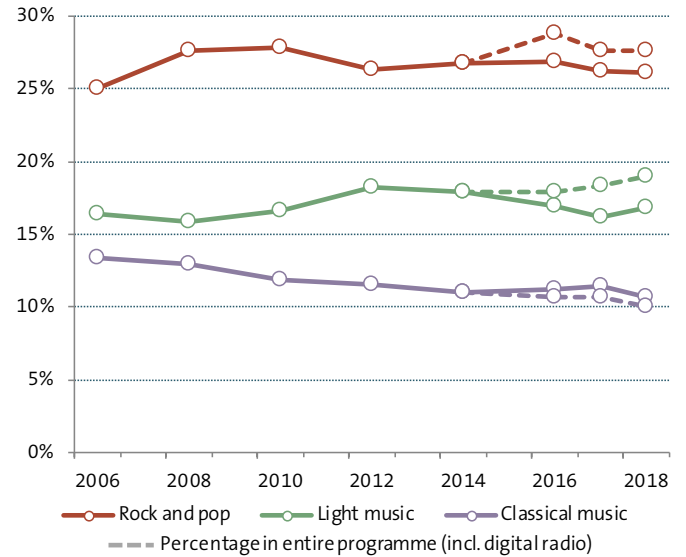


» Music and talk programmes from ARD radio broadcasters

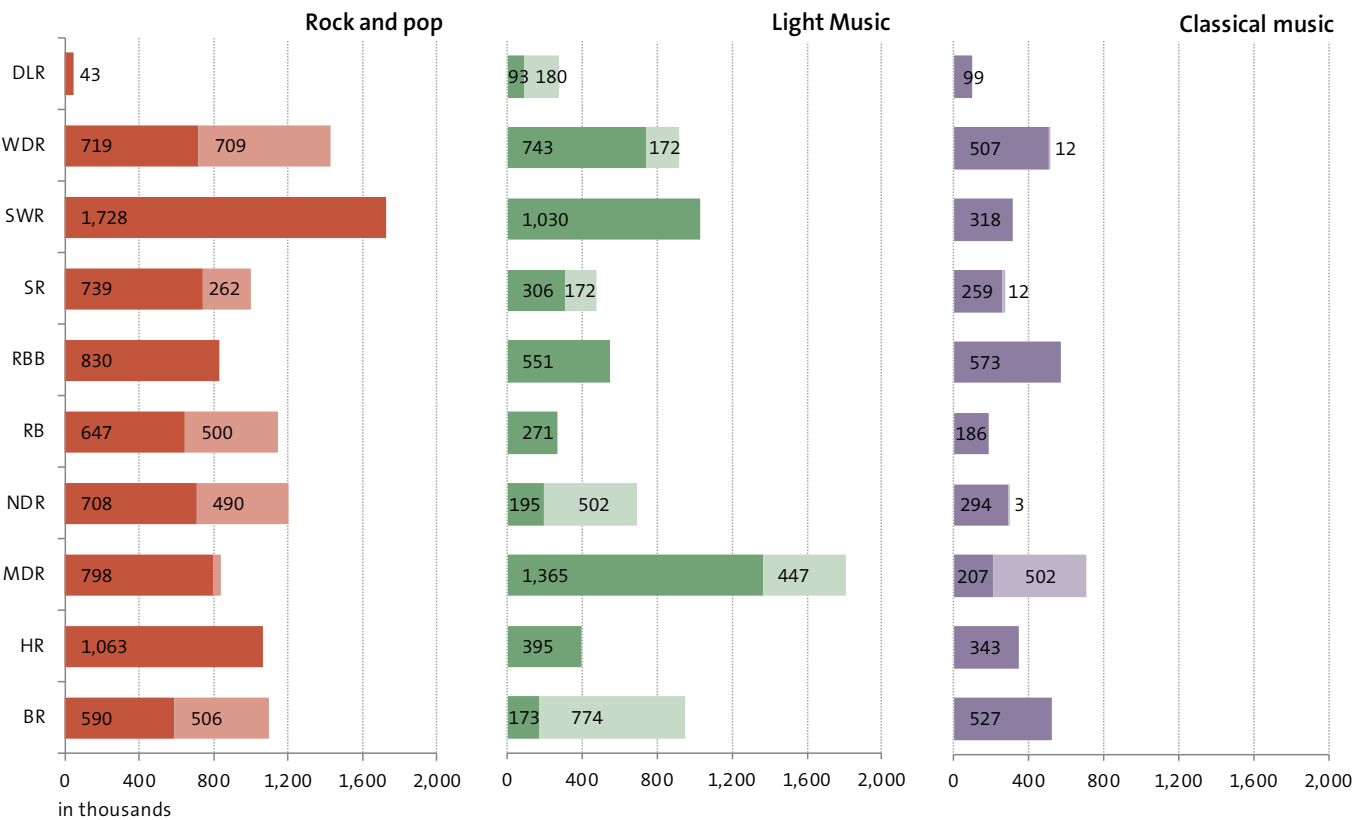
Percentage of music and talk programmes by broadcaster (2018)¹



Percentage of music in entire programme over time²



Airtime by music style and broadcaster (2018)³



» Music and talk programmes from ARD radio broadcasters

2018	State-level broadcasting corporation										DLR	DW ⁴
	BR	HR	MDR	NDR	RB	RBB	SR	SWR	WDR	Total		
Number of stations	9	6	10	11	5	7	6	8	8	70	3	1
Radio stations ⁵	5	6	7	8	4	7	4	8	6	55	2	1
Digital radio stations	4	-	3	3	1	-	2	-	2	15	1	-

Total airtime in thousands of minutes												
Total in 2018	4,830	3,159	4,986	5,850	2,628	3,923	3,154	4,585	4,253	37,367	1,648	249
Radio stations	2,727	3,159	3,880	4,273	2,102	3,923	2,102	4,585	3,202	29,954	1,122	249
Digital radio stations	2,102	-	1,106	1,577	526	-	1,051	-	1,051	7,413	526	-

Total airtime by genre and format in 2018 (in thousands of minutes) ⁶												
Music	2,781	1,801	3,335	3,698	1,937	2,307	2,034	3,075	2,730	23,697	643	12
Radio stations	1,482	1,801	2,367	2,740	1,463	2,307	1,587	3,075	1,837	18,658	317	12
Digital radio stations	1,299	-	968	959	474	-	447	-	893	5,039	326	-
Rock and pop	1,096	1,063	837	1,198	1,147	830	1,001	1,728	1,428	10,327	43	-
Radio stations	590	1,063	798	708	647	830	739	1,728	719	7,821	43	-
Digital radio stations	506	-	39	490	500	-	262	-	709	2,507	-	-
Light music	947	395	1,813	696	271	551	478	1,030	915	7,095	273	-
Radio stations	173	395	1,365	195	271	551	306	1,030	743	5,027	93	-
Digital radio stations	774	-	447	502	-	-	172	-	172	2,068	180	-
Classical music	527	343	709	297	186	573	271	318	520	3,744	99	-
Radio stations	527	343	207	294	186	573	259	318	507	3,215	99	-
Digital radio stations	-	-	502	3	-	-	12	-	12	530	-	-
Talk	2,024	1,321	1,619	2,139	662	1,584	1,093	1,467	1,502	13,410	1,005	237
Information and services	1,740	855	1,139	2,087	608	1,721	1,193	1,023	755	11,121	837	-
Culture and education	304	153	137	544	321	136	132	222	474	2,422	392	-
Entertainment	191	313	318	1,015	66	79	53	222	142	2,398	3	-
Radio advertising	25	37	33	12	29	33	27	43	21	260	-	-

Note: The figures listed above are based on data collected by the relevant broadcasting corporations as part of the ARD's radio statistics and published online by the German Broadcasting Archive (Deutsches Rundfunkarchiv). Since 2016 the statistics have also included figures from digital radio; these stations broadcast exclusively in digital form via cable, satellite, DAB+ and/or the internet, i.e. without analog terrestrial transmission. All radio stations provide online live streaming of their full programme.

¹ Percentages of entire programme, including digital radio; without Deutsche Welle (DW).

² Only state-level broadcasters, i.e. without Deutschlandradio (DLR) or Deutsche Welle (DW).

³ Excl. Deutsche Welle (DW).

⁴ Deutsche Welle (DW) broadcasts in English, French and other foreign languages; broadcasting areas are Central and South-East Europe, Asia and Africa. With respect to airtime data, no further distinctions are made in the music and talk genres.

⁵ The joint station COSMO is taken into account in all participating state-level broadcasters (WDR, RBB, RB).

⁶ Owing to conflicting classification criteria, some music broadcasts are included in talk categories (i.e. 'Entertainment' or 'Culture and education'), and airtime is sometimes broken down into music and spoken word relative to the broadcast or programme concerned. This makes it difficult to compare the percentage of music airtime among broadcasters. It also leads to a discrepancy in amount of airtime in the overall music (or talk) programme and the total airtime in the music and talk categories.

Source: Compiled by the German Music Information Centre from the various annual issues of ARD-Hörfunkstatistik and ARD-Jahrbücher.